



# JANGRO Product Guide





## Cleaner Disinfectant BA050-5





- 

1 Put on PPE.  
Place safety signs.
- 

2 For mopping or wiping.  
Dilute 100ml of solution  
per 5 litres of cold water.
- 

3 For spraying.  
Dilute 12ml of solution per 600ml  
of water in a trigger sprayer.
- 

3 Mop or wipe surface  
thoroughly.
- 

4 Leave surface to dry for  
30 minutes.
- 

5 When finished  
remove safety signs.

Health & Safety  
Please refer to relevant  
COSHH Sheet.