

Owner Instructions

Original Instructions

CAUTION Read instructions before using the machine



Operating Instructions

CT 570

CTD 570

CT 750

CTD 750

CT 900

CTD 900



Numatic
INTERNATIONAL

www.numatic.com



Kit A41A

Optional Extra's (Wet Only)



Kit A42



Kit A40A

Optional Extra's (Dry Only)




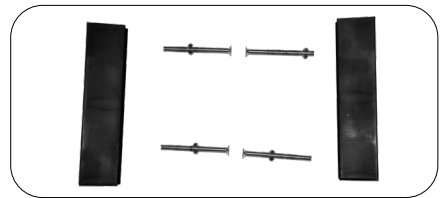


Kit A44

Hepaflo Bags
Dry use only

570 Drum NVM 3BH (604017) x10 Master Carton 10x10 (604817)	750 / 900 Drum NVM 4BH (604019) x10 Master Carton 6x10 (604819)
---------------------------------------------------------------------	--------------------------------------------------------------------------


Permatex Filter
Dry use only
 NVM- 604116
 Primary Permatex Filter
 for 365mm Machine





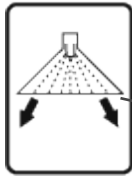
Handle Assembly Instructions.

CT 900 / CTD 900

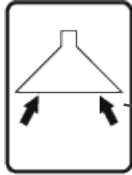
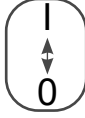
Wet - Assembling the Machine for Extraction Use




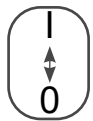




Pump




Vac






CT 570 / CTD 570



CT 900 / CTD 900



Changing for DRY use - Changing the Cable



Data
CT / CTD 570

	Motor	AirFlo	Suction	Cleaning Range	Class
CT 570 CTD 570	1000 W 1000 W x 2	49 L/sec 98 L/sec	2400 mm 2400 mm	26.8m 26.8m	II
	Capacity Dry	Capacity Wet	Size (mm)	Weight	Sound Pressure (LpA) Uncertainty (KpA)
CT 570 CTD 570	23 L 23 L	15 L 15 L	415x415x645	19.0 kg 20.0 kg	77-79 dB (A) 0.5 dB

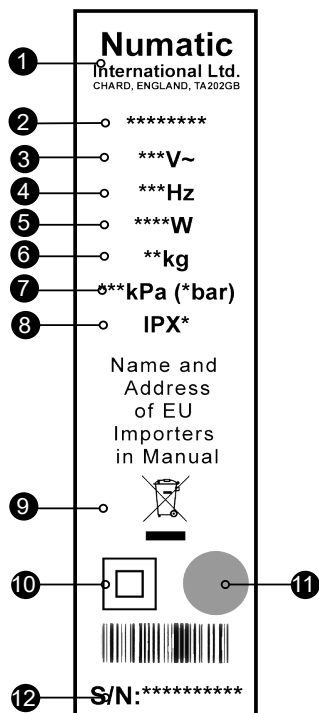
Data
CT / CTD 750

	Motor	AirFlo	Suction	Cleaning Range	Class
CT 750 CTD 750	1000 W 1000 W x 2	49 L/sec 98 L/sec	2400 mm 2400 mm	26.8m 26.8m	II
	Capacity Dry	Capacity Wet	Size (mm)	Weight	Sound Pressure (LpA) Uncertainty (KpA)
CT 750 CTD 750	35 L 35 L	25 L 25 L	680x550x940	21.4 kg 23.9 kg	77-79 dB (A) 0.5 dB

Data
CT / CTD 900

	Motor	AirFlo	Suction	Cleaning Range	Class
CT 900 CTD 900	1000 W 1000 W x 2	49 L/sec 98 L/sec	2400 mm 2400 mm	26.8m 26.8m	II
	Capacity Dry	Capacity Wet	Size (mm)	Weight	Sound Pressure (LpA) Uncertainty (KpA)
CT 900 CTD 900	40 L 40 L	32 L 32 L	800x490x880	25.3 kg 27.8 kg	77-79 dB (A) 0.5 dB

(GB) About your machine



1	Company Name & Address
2	Model
3	Voltage/Alternating Current
4	Frequency
5	Rated Input Power
6	Weight
7	MAX Pressure
8	Ingress Protection
9	WEEE Logo
10	Protection Class 2 Symbol
11	Approval Mark
12	Machine yr/wk Serial Number

Daily

Keep the machine clean, including hoses and tubes. Ensure the bag and filter are fitted. Regularly examine the power cord. Check dust bag frequently. Check filters are clean.

Weekly - as daily and:-

Check for any worn or damaged parts and replace immediately.

Maintenance

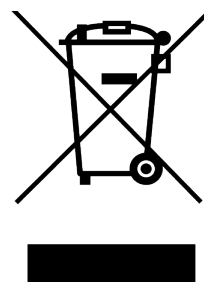
WEEE Legislation (Waste, Electrical and Electronic Equipment)

Vacuum cleaner, accessories and packaging should be sorted for environmentally - friendly recycling.

(Only for UK/EU Countries)

Do not dispose of vacuum cleaner into household waste! According to the European Directive 2012/19/EU on waste electrical and electronic equipment and its incorporation into national law.

Vacuum cleaners that are no longer suitable for use must be separately collected and sent for recovery in an environmentally - friendly manner.



PPE (personal protective equipment). That may be required for certain operations.

Ear Protection	Safety Footwear	Head Protection	Safety Gloves	
Eye Protection	Protective Clothing	Dust / Allergens Protection	Hi Viz Jacket	

NOTE: A risk assessment should be conducted to determine which PPE should be worn.

Failure to rectify the problem or in the event of a breakdown contact your Numatic dealer or the Numatic Technical helpline +44 (0)1460 269268

Safety Critical Components

Mains leads:

(CT 230V) HO5VV-F x 10 m x 2 Core x 1.00 mm²

(CT 115V/CTD 230V) HO5VV-F x 10 m x 2 Core x 1.50 mm²

Information for Spray / Extraction use Vacuum Cleaners

Warning

Read the instruction manual before using the machine.

Operators shall be adequately instructed on the use of these machines.

As with all electrical equipment, care and attention must be exercised at all times during use, in addition to ensuring that routine and preventative maintenance is carried out periodically to ensure safe operation. Failure to carry out maintenance as necessary, including the replacement of parts to the correct standard could render this equipment unsafe and the manufacturer can accept no responsibility in this respect.

The machine shall be disconnected from the mains by removing the plug from the power supply socket during cleaning or maintenance and when replacing parts or converting the machine to another function.

This machine is not to be used by children or persons with reduced physical, sensory or mental capabilities, or lack of experience or knowledge.

Children being supervised are NOT to play with the machine.

This appliance is intended to be assembled, cleaned and maintained by an adult.

This machine is not a toy.

This machine is not suitable for picking up hazardous or explosive dust. Contact your local distributor if you require a machine capable of performing these tasks.

If foam/liquid comes out of machine exhaust, switch off immediately.

Allow the accumulated liquid to drain out through the machine exhaust, check the float assembly to ensure correct operation, empty the container if full of liquid, reassemble the machine.

Immediately upon start up there will be a certain amount of liquid issuing from the machine exhaust which will be the residue of liquid still within the power head. This will be quickly discharged after which the machine should function normally.

Liquid ejected from the machine could be hazardous as a result of its temperature, pressure or chemical content.

Caution

Ensure that the filtration system fitted to the machine is suitable for the material being collected.

This machine is for indoor use only.

This machine shall be stored indoors only. .

When moving from one place to another, consider the weight of the machine.

Notes

You must ensure that the filtration system fitted to the machine is suitable for the material being collected.

This product complies with the requirements of IEC/EN 60335-2-68.

This product complies with the requirements of clause 20 of IEC/EN 60335-2-69 for Stability and Mechanical Hazards.

The primary use for this machine is commercial, for example in hotels, schools, hospitals, factories, shops and offices.

If the vacuum cleaner stops working, remove the plug from the power supply before investigating where the fault lies.

The vacuum cleaner should be inspected after use for damage.

The power light will illuminate, when your machine is connected to a suitable power supply (where fitted).

Do

- Use a bag and filter at all times when using 'dry'.
- Keep your machine clean.
- Keep filters clean.
- Regularly clean the water level limiting float safety valve and examine for signs of damage or correct operation.
- Keep hoses and tubes clear.
- Replace any worn or damaged parts immediately.
- Regularly examine the power cord, if damage is found, the power cord must be replaced by a special cord available from Numatic or its service agents.

Don't

- Use steam cleaners or pressure washers to clean the machine or use the machine in the rain.
- Immerse in water for cleaning.
- Allow any inexperienced repairs. Call the experts.
- Use wet if float valve is not functioning or fitted.
- Use to suck up hot ashes, or lighted cigarette ends.
- Run the machine over the power cable during operation as a hazard may occur.
- Pull on the cable to unplug the machine from the power supply.
- Walk over-wet carpets, upholstery or fabrics.
- Walk on clean carpets until fully dry.
- Attempt machine maintenance or cleaning unless the power supply plug has been removed from the supply outlet.
- Under any circumstances place foreign objects including (but not limited to) air fresheners, air freshener capsules or scented beads of any type into the top filter of the machine. Doing so can be dangerous and risk damage to the machine and may invalidate the machine warranty.

This machine can be used for dry pick up, wet pick up and cleaning carpet and upholstery

Spray extraction machines only

- Use only approved cleaning preparations.
- Use defoamer if necessary.

Use of detergents

When using any detergent with this machine, please ensure you have read the safety data on the container and you are familiar with the procedures to clear up spills, inhalation, skin and eye contact.

Dry Mode maintenance/fault finding

If the vacuum cleaner stops working switch off and remove the plug from the power supply before investigating were the fault lies.

If the vacuum cleaner will not pick up any debris from the surface, switch off and remove the plug from the power supply, inspect the floor tool, wands and hose for blockages, if no blockages are found, the dust bag may be full if the dust bag is not full the filter may be blocked.

Wet mode / Spray extraction maintenance/fault finding

If the vacuum cleaner stops working switch off and remove the plug from the power supply before investigating were the fault lies.

If the vacuum cleaner has a blockage and will not pick up liquid, switch off and remove the plug from the power supply, has the float valve operated, this will shut off the suction and the pitch of the vacuum motor will change.

Remove the power head and empty the liquid out of the container, if the container is empty, check that the floor tool wands and hose are not blocked.

If the spray nozzle is blocked a pin maybe used to clear the blockage.

No spray from nozzle and the pump tone changes, the solution tank is empty, refill the solution tank.

Flush the system with clean water after use.

After use always inspect the machine for damage.

NuChem 4 provided with this product.

INSTRUCTIONS FOR USE

TEST FOR COLOUR FASTNESS

Find an out of the way place which is not normally in view and test the carpet / fabric for colour fastness by rubbing the cloth dampened with correctly diluted NuChem 4.

Do not use on velvet type materials or any materials not suitable for wet cleaning according to fabric manufacturers cleaning instructions.

For Normal soiling:

Pour one 40ml Measure into 5 litres of cold water.

For Heavy Soiling:

Pour two 40ml Measure into 5 litres of cold water.

NuChem 4 is non-foaming, bactericidal, contains optical brightners and leaves no tacky residues in the fabric and is enhanced with both a delicate and discreet verbena scent.

HEALTH AND SAFETY

Caution:

Keep out of the reach of children and pets.

Wear suitable gloves.

Avoid contact with skin and eyes.

In case of eye contact flush with clean water

seek medical attention.

In case of contact with the skin rinse with plenty of clean water.



CONTENTS:

Composition:

Greater than 30% = among other ingredients water

Less than 5% = SODIUM XYLENE SULPHONATE

CAC: 1300-72-7

Classified as Irritant

[x1] r36/37/38

Risk Phrases: R36 / 38: irritating to eyes and skin

Safety Phrases: S2: Keep out of the reach of children

S24: Avoid contact with skin and eyes

S37: Wear suitable gloves



Numatic International *Warranty*

Numatic International Limited warrant to the original purchaser that its products are free of defects in both material or workmanship for the period shown below:-

Homecare and Cleancare Vacuum cleaners.....	2 Years
Rotary Floor Machines.....	2 Years
Twintec Auto Scrubber Dryer.....	1 Year
Vario Ride-On Scrubber Dryer.....	1 Year / 1500 hours
Mopping, Compacts, Combi and Servocare Products.....	1 Year
Individual Accessories and Spare Parts.....	6 Months

Note: This warranty expressly excludes consumable parts such as carbon brushes, floor brushes, mops, batteries etc, that are considered replaceable from time to time during the normal working life of the machine.

Using non Numatic dustbags can be detrimental to both machine performance and life and may invalidate the Warranty.

- A. The warranty period commences from the date the goods are purchased.*
- B. All warranty claims must be processed through the Dealer from whom the equipment was purchased. The Dealer will co-operate with the purchaser throughout the warranty claims procedure and will arrange any necessary repairs using genuine Numatic parts.*
- C. If the original Dealer is no longer able to fulfil his obligations please contact Numatic International Limited with full details of the claim and proof of purchase so that this may be processed without delay.*
- D. Any warranty claim can only relate to the specific part that is proven to be at fault and for which a replacement will be supplied but cannot be extended to constitute a claim against the complete machine.*
- E. Numatic International will supply the Dealer with any warranty parts required, subject to the claim being validated, after return of the faulty items in accordance with Numatic International Limited's General Conditions of Sale.*
- F. Claims will not be accepted if they are the result of fair wear and tear, misuse or abuse of any kind.*
- G. No replacement will be given unless the appropriate evidence of the validity of the claim has been provided to the satisfaction of Numatic International Limited.*
- H. Numatic International Limited reserve the right to charge for any unnecessary work carried out as a result of an invalid claim.*
- I. No variation to this warranty may be made or implied by any member of Numatic International Limited or its Dealers unless such variation is in writing and authorised by the Company*



Numatic International Limited. Chard, Somerset, TA20 2GB
Telephone: 01460 68600 Fax: 01460 68458

© Numatic International Limited

UKCA Declaration of Conformity	
Manufacturer:	Numatic International Limited Chard Somerset TA20 2GB www.numatic.co.uk
Product:	CT, CTD
Description:	Vacuum Cleaner – Commercial – Spray Extraction, Wet & Dry
We, Numatic hereby declare under our sole responsibility, that the above-mentioned product(s) is/are in conformity with the following directives and standards.	
S.I. 2008: 1597	Supply of Machinery Regulations EN60335-1:2012 + AC:2014 + A11:2014 + A13:2017 EN60335-2-69:2012 EN60335-2-68:2012 EN62233:2008
S.I. 2016: 1091	EMC Regulations EN55014-1:2017 + A11:2020 EN55014-2:1997 + A1:2001 + A2:2008 EN61000-3-2:2014 EN61000-3-3:2013
S.I. 2012: 3032	RoHS Regulations

Authorised Signatory: Mr. Matthew Coles

Position: Head of Technology

Numatic International Limited,

Chard,

Somerset, TA20 2GB, UK

Signed: *Mr Coles* Date: 1st Dec 2021

EU, EC, EL, UE, ES: Declaration of Conformity Prohlášení o shodě Konformitátsvjetování Overensstemmelseserklæring Declaración de conformidad Vastavusdeklaratsioon Déclaration de conformité	Декларация за съответствие Дηλώση συμμόρφωσης Megfelelőségi nyilatkozat Dichiarazione di conformità Izjava o skladnosti Vaattamustenmukaisuusvakuutus	Numatic International Limited Chard Somerset TA20 2GB www.numatic.co.uk CT, CTD
Manufacturer: / Výrobce / Hersteller / Fabrikant / Fabricante / Toetaja / Fabricant / Προμηθευτής / Gyártó / Fabbricante / Gamintojas / Fabrikant / Produzent / Fabricante / Producent / Producător / произво­дитель / Tilvarekare / Proizvajalca / Valmistaja:	Numatic International Limited Chard Somerset TA20 2GB www.numatic.co.uk CT, CTD	
Product: / Produkt / Produkt / Produkt / Producto, Toedot, Product / Продакт / Προϊόν / Termék / Prodotto / Produkta / Artikel / Produkt / Productos / Produkt / Pro­du­ct / Товар / Produkt / Izdelka / Tuote:	Product: / Produkt / Produkt / Produkt / Producto, Toedot, Product / Продакт / Προϊόν / Termék / Prodotto / Produkta / Artikel / Produkt / Productos / Produkt / Pro­du­ct / Товар / Produkt / Izdelka / Tuote:	
Description: / Popis / Beschreibung / Beskrivelse / Descripción / Kirjeldus / La description / Описание / Περιγραφή / Leiras / Descricione / Apibudinimas / Omschrijving / Beskrivelse / Descrição / Opis / Descrigrere / Описание / Beskrivning / Opis / Kuvaus:	Description: / Popis / Beschreibung / Beskrivelse / Descripción / Kirjeldus / La description / Описание / Περιγραφή / Leiras / Descricione / Apibudinimas / Omschrijving / Beskrivelse / Descrição / Opis / Descrigrere / Описание / Beskrivning / Opis / Kuvaus:	
GB We, Numatic hereby declare under our sole responsibility, that the above-mentioned product(s) is/are in conformity with the following directives and standards.	BG Ние, Numatic С настоящото декларираме на своя лична отговорност, че посочените по-горе продукти е в съответствие със следните директиви и стандарти.	PT Nós, a Numatic declaramos, sob nossa exclusiva responsabilidade, que o produto acima mencionado está em conformidade com as diretivas e normas a seguir.
CZ My, Numatic prohlašujeme na svou vylučnou odpovědnost, že výše uvedeny výrobek je ve shodě s následujícími směrnici a normami.	GR Εγείς, Numatic δηλώνουμε με αποκλειστική μας ευθύνη, ότι το προαναφερμένο προϊόν συμμορφώνεται με τις ακόλουθες οδηγίες και πρότυπα.	PL My, Numatic Niniejszym oświadczamy z wyłączeniem odpowiedzialności, że wyżej wymieniony produkt jest zgodny z następującymi dyrektywami i normami.
DE Wir, Numatic erklären in alleiniger Verantwortung, dass das oben genannte Produkt den folgenden Richtlinien und Normen entspricht.	HU Mi, Numatic kijelentjük egyedi felelősséggel, hogy a fent említett termék megfelel az alábbi irányelveknek és szabványoknak.	RO Noi, Numatic prin prezenta declarație pe propria răspundere, că produsul mai sus menționat este în conformitate cu următoarele standarde și directive.
DK Vi, Numatic erklærer hermed under eget ansvar at ovennævnte produkt(er) er i overensstemmelse med følgende direktiver og standarder.	IT Noi, Numatic dichiara sotto la propria responsabilità, che il prodotto di cui sopra è conforme alle seguenti direttive e norme.	RU Мы, Нинифск овим изьявляем под луом одговорности, да наведенор провадје је у складу са следниим директивама и стандардима.
ES Nosotros, Numatic declaramos bajo nuestra única responsabilidad que el producto antes mencionado está en conformidad con las siguientes directivas y normas	LT Mes, "Numatic pareišku vienašališkos atsakomybės, kad pirmiau minėtas produktas atitinka šias direktyvas ir standartus	SE Vi Numatic förklarar härmed under eget ansvar att ovan nämnda produkt överensstämmer med följande direktiv och normer.
EE Meie, Numatic käesolevaga kinnitame ja kanname ainuühtlulist vastutust, et eespool nimetatud toode on kooskõlas järgmiste direktiivide ja	NL We verklaren Numatic hierbij op eigen verantwoordelijkheid, dat het bovengenoemde product voldoet aan de volgende richtlijnen en normen	SI Mi, Numatic izjavljamo s polno odgovornostjo, da je zgoraj omenjeni izdelek v skladu z naslednjimi smernicami in standardi.
FR Numatic déclare sous notre seule responsabilité que le produit mentionné ci-dessus est conforme aux directives et normes suivantes.	NO Vi, Numatic erklærer herved under eget ansvar, at det ovennevnte produktet er i samsvar med følgende direktiver og standarder	FI Me, Numatic täten vakuutamme omalla vastuulla, että edellä mainittu tuote on yhdenmukainen seuraavien direktiivien ja standardien mukaisesti

2006/42/EC	Machinery Directive EN60335-1:2012 + AC:2014 + A11:2014 + A13:2017 EN60335-2-69:2012 EN60335-2-68:2012 EN62233:2008
2014/30/EU	EMC Directive EN55014-1:2017 + A11:2020 EN55014-2:1997 + A1:2001 + A2:2008 EN61000-3-2:2014 EN61000-3-3:2013
2011/65/EU	RoHS Directive

Authorised Signatory: Mr. Matthew Coles

Position: Head of Technology

Numatic International Limited

Chard,

Somerset, TA20 2GB, UK

Signed: *Mr Coles* Date: 04th May 2022



Numatic INTERNATIONAL



Numatic International Limited.
Chard, Somerset TA20 2GB ENGLAND
Tel: 01460 68600 www.numatic.co.uk




Numatic International GmbH. Fränkische Straße 15–19
D-30455 Hannover, DEUTSCHLAND
Tel: 05 11 98 42 16 0 www.numatic.de



Numatic International SAS. 13 / 17 rue du Valengelier
EAE La Tuilerie – 77500 CHELLES, FRANCE
Tel: 01 64 72 61 61 www.numatic.fr



Numatic International BV
Vennootsweg 15, 2404 CG, Alphen aan den Rijn, NEDERLAND
Tel: 0172 467 999 www.numatic.nl



Numatic International (Pty.) Ltd.
16th & Pharmaceutical Roads, Midrand, Gauteng,
SOUTH AFRICA 1685
Tel: 0861 686 284 www.numatic.co.za



Numatic International Schweiz AG.
Sihlbruggstrasse 3A, 6340 Baar. SCHWEIZ
Tel: 0041 (0) 41 76 80 76 - 0 www.numatic.ch



Numatic International ULDA. Rua da Boa Viagem, 177
4470.210 Maia. PORTUGAL
Tel: +351 220 047 700 www.numatic.pt



Numatic International SLU. C/ La Forja, 41, 08840 Viladecans
(Barcelona), Spain
Tel: +34 93 647 22 22 www.numatic.es

Specification subject to change without prior notice
www.numatic.co.uk © Numatic International Limited