

Sanitising Powder



Product Usage Guide

Professional



BB105-50




Worktops



1 Use appropriate PPE as indicated in the Safety Data Sheet.



2 Sprinkle powder onto surface.



3 Wipe with clean damp cloth.

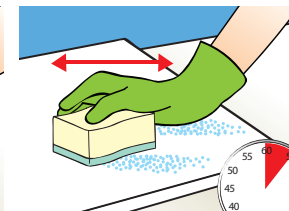
Chopping Boards



1 Use appropriate PPE as indicated in the Safety Data Sheet.



2 Sprinkle powder onto surface.




3 Scrub well. Leave for 5 minutes.



4 Rinse with clean water.

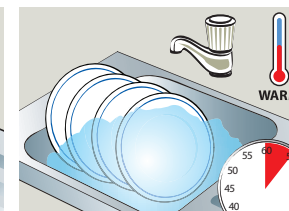
Crockery & Utensils



1 Use appropriate PPE as indicated in the Safety Data Sheet.



2 Fill sink with warm water. Dilute 60g powder per 5 litres water.



3 Soak items for 5 minutes.



4 Rinse with clean water.

Health & Safety

Please refer to relevant COSHH Safety Data Sheet



Scan for further product details