

Floor Polish Remover Rinse Free



When dosing concentrate chemicals always use the recommended PPE, and always read the labels to check best practice for handling both the undiluted & ready to use solutions.

Product Usage Guide

Professional



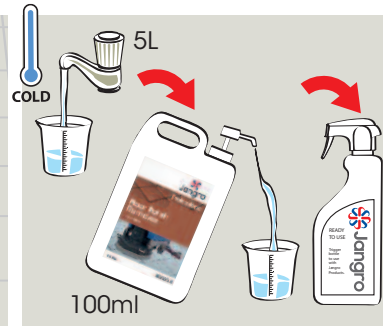
BD090-5



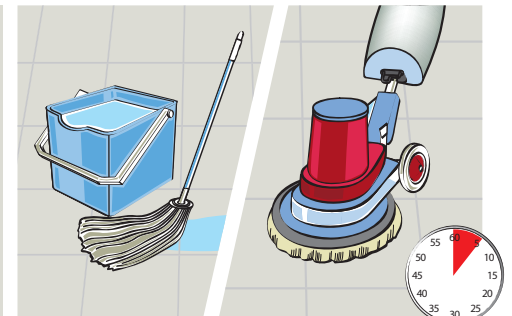
1 Use appropriate PPE as indicated in the Safety Data Sheet.



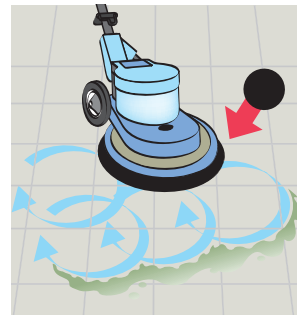
2 Sweep floor.



3 Dilute 100ml per 5 litres of cold water.



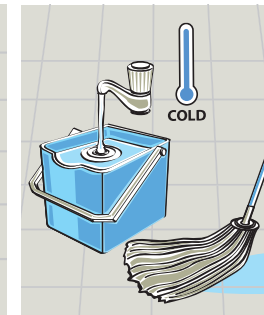
4 Apply solution liberally to floor using mop or scrubber. Leave for 5 minutes but do not let dry.



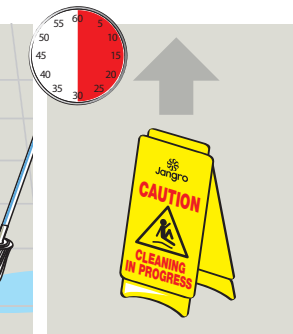
5 Machine scrub using an overlapping pattern with black stripping pad.



6 Remove slurry with wet suction machine or mop.



7 Rinse well with clean, cold water.



8 Once surface is dry, remove Safety Signs.



Use your preferred Jangro floor seal &/or polish for the best finish.

Health & Safety

Please refer to relevant COSHH Safety Data Sheet



Scan for further product details