

# Carpet Spot and Stain Remover



## Product Usage Guide

### BE021-75

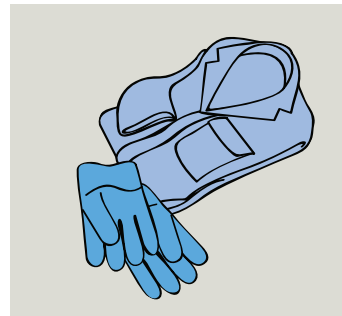


#### Health & Safety

Please refer to relevant COSHH Safety Data Sheet



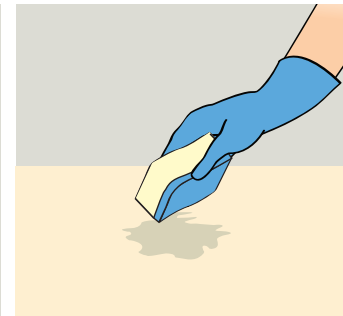
Scan for further product details



**1** Use appropriate PPE as indicated in the Safety Data Sheet.




**2** Place Safety Signs.



**3** Agitate dry spots, careful not to damage delicate fabrics.



**4** Spray directly onto affected area. Allow liquid to penetrate.



**5** Wait for 5 minutes.



**6** Absorb the stain out by blotting with white tissue paper or extract with a machine.



**7** Once surface is dry remove Safety Signs.



Always test a small inconspicuous area for colour fastness.