



**i-team®**

i-teamglobal.com

Which i-mop  
is the one for you?

# Discover the differences



faster



cleaner



greener



safer



better

## **It's not *just* about cleaning...**

While cleaning has never been more important, we believe effective cleaning is more than 'just' the removal of soil. It means ensuring the health and safety of people, while making the job easier, simpler, more efficient and even fun. It means consistent results all over the world, while protecting the world.

## **...it's about *happy* & *healthy* people**

i-mop changes the entire experience of cleaning. It's smaller and much lighter than a walk-behind auto scrubber, but the brushes rotate faster and deliver more cleaning power, allowing you to do a better cleaning job with much less effort. You can clean 10 times faster than with a mop and bucket and leave the floor cleaner, with no more effort than walking. Intuitive one-hand turns make the job as easy as can be.

Choose your i-mop





Join the revolution

# A smarter way of cleaning

**Interested in an i-mop for your business?**

**Great choice!** The i-mop family cleans up to 70% faster than conventional wet mopping and up to 30% faster than conventional auto scrubbing. The i-mop and its ability to get right to the edge and under obstacles results in maximum maneuverability. With 3 smart models it's guaranteed that there's one that fits your needs.



Choose your i-mop

Available in 3 models



i-mop **Lite**



i-mop **XL**



i-mop **XXL**

# 3 models, 6 types, 1 combo

---

## imop **Lite** Basic & Pro



Basic



Pro



i-drive

### **Clean areas in one drive**

The key feature of the i-drive is its smart design to carry an imop Lite on its back, allowing the operator to exit the vehicle and clean combined spaces (large, small and/or obstructed areas).

---

## i-mop **XL** Basic, Plus & Pro



Basic



Plus



Pro

## i-mop **XXL** Pro



Pro

# imop Lite, i-mop XL & XXL

Basic, Plus, Pro

## The differences

	Lite	Lite Pro	XL Basic	XL Plus	XL Pro	XXL Pro
1 Battery safety guard	-	-	✓	✓	✓	✓
2 Control panel	-	-	✓	✓	✓	✓
3 Splash guards	-	-	✓	✓	✓	✓
4 Floating ball system	-	-	✓	✓	✓	✓
5 Electronic angle switch	-	-	✓	✓	✓	✓
6 Timer display	-	-	-	✓	-	-
7 Electrophoresis anti-corrosion coating	-	✓	-	-	✓	✓
8 Drive support (V22)	✓	✓	-	✓	✓ V22	✓ V22
9 Parking support (V22)	✓	✓	-	✓	✓ V22	✓ V22
10 Integrated drive/parking support	✓	✓	-	-	-	-
11 i-dose® tank (clean)	-	✓	-	✓	✓	✓
12 Antimicrobial tanks	✓	✓	✓	✓	✓	✓

Work like a Pro

## New features for the i-mop Pro (V23)

	Lite Pro	XL Pro	XXL Pro
13 i-balance	-*	✓	✓
14 Brushless motor (high and low suction)	✓	✓	✓
15 Easy lift kit	✓	✓	✓
16 Easy access i-link and phone holder	✓	✓	✓
17 New 9 Pro and 14 Pro batteries	-	✓	✓
18 Easy click squeegee blades	✓	✓	✓
19 Easy click splash guards	✓	✓	✓
20 Easy click squeegee wheels	✓	✓	✓

\* imop Lite Pro already has integrated drive / parking support

# Features

1



## Battery safety guard

### No more drained batteries

Raising the scrub deck into the Park position will automatically shut off the battery of the i-mop to prevent battery drainage and optimize battery life. Lower the deck to working position, and the battery automatically switches back on.

2



## Control panel

### You can control me

The control panel on the i-mop is easy to use thanks to its intuitive design. With the main control knob you choose the desired settings. Want to use less water? Push the eco-mode button and instantly reduce your water usage with 40%. Thanks to the battery indicator on the display you know exactly when to recharge the batteries.

Knob colors:  
Black (i-mop Basic),  
Blue (i-mop Plus),  
Silver (i-mop Pro)

3



## Splash guards

### Say goodbye to splashing

With the automatic battery shut-off, brushes stop rotating when the unit is put in the upright (parked) position to wheel from one place to another. This prevents splashing against people walking by and undoing your cleaning. And even when the i-mop is in working mode, splash guards on both sides of the deck prevent water from splashing.

## Overview A closer look



4



### Floating ball system

**I'll keep my eye on the ball**

There's a floating ball valve in the recovery tank filter system of all new i-mops. This feature (a) automatically closes the tank to prevent water from overflowing and (b) immediately stops the i-mop from extracting fluids from the floor.

5



### Electronic switch

**Because you really don't want a flooded motor**

Many operators tend to hold the i-mop below a 32-degree angle. This can cause the motor to flood. The electronic angle switch on the i-mop automatically shuts down the motor when it's not held in the right position.

6



### Timer display

**Keep track of running hours**

In the control panel of the **i-mop Plus** there's an integrated timer that displays how many running hours the i-mop has made in its lifespan. This way you know for instance when the i-mop needs maintenance or how many hours you should charge for use of the i-mop. The i-mop Pro monitors its usage through i-link.

# Features

7



## Coating

### Salt and chloride can't hurt me

The **i-mop Pro** has an electrophoresis anti-corrosion coating (black deck) on the scrubber deck that protects the i-mop from salt and chloride. This means that you can also clean facilities at swimming pools and beach areas.

8



ONLY FOR XL-PLUS

## Drive support (v22)

### Easy does it

Drive support allows an operator to use the i-mop with up to 2,75 kg less weight on the handle for easier turning and mopping. You can adjust the handle to 2 different heights so it can be used by people of different sizes. Use your foot to engage or disengage drive support and get going. For i-mop XXL it's even up to 3,45 kg less weight on the handle!

9



## Parking support (v22)

### When you need a moment

Back fatigue is a thing of the past. With parking support, you don't have to bend down for a deck lift when you want to park the i-mop for a short period of time. Parking support allows you to park the i-mop in a standing position for 10 minutes without lifting the deck. Simply engage or disengage parking with your foot.

### Ring the alarm Brushes need love too

To avoid wear on the brushes, an alarm will sound when the i-mop is in park position for over 30 minutes. The machine will then automatically be disabled. Lift the deck to stop the alarm and restart the i-mop.

10



ONLY FOR  
Lite & Lite  
Pro

### Drive /parking support Lite

#### A balancing act

The **imop Lite** and **imop Lite Pro** have integrated drive/parking support. This means that you can move the i-mop around with more ease and you can even park it in its used (proper) position. Just use your foot to push down the lever that initiates the support system. Now you can attend to other tasks while leaving your i-mop parked. **No need to lift the deck!**

11



### i-dose

#### The future is green

With i-dose we introduce pods that contain a super concentrated, eco-friendly cleaning formula for the i-mop. Just pop the pod and wait for the liquid to drop in the water. Every pod contains exactly enough detergent for one i-dose solution tank. The i-mop now comes with a standard i-pod holder and waste bin for empty pods.

12



### Antimicrobial tanks

#### No sticky business

The recovery tank features built-in antimicrobial product protection, which helps prevent stain and odor-causing microbial growth on treated tank surfaces. This innovation allows the tank to remain cleaner and fresher between cleanings, ultimately simplifying product maintenance for its expected lifetime.


# Upgrade your moves: go Pro



**Meet the upgraded Pro versions of the i-mop XL and XXL and the brand new imop Lite Pro!** With 7 new features, you'll enjoy more freedom of movement, a greener motor and easier maintenance.

All Pro versions stand out from the crowd because of their black deck: a stylish, anti-corrosion coating on the scrubber deck. It protects your i-mop from salt and chloride.





### **What cleaning like a Pro feels like?**

Read on to discover all the new features. And schedule a demonstration to experience them yourself!





# New features for the i-mop Pro



## 13 i-balance Freedom of movement

From now on, you can leave the machine parked any way you want it. Thanks to the i-balance feature it can't topple over anymore. This new feature even enhances the overall cleaning experience as the i-mop supports its own weight. This means that the cleaner applies less pressure. Driving support and parking support in one!\*

\* Only available for new Pro models. Can't be retrofitted.



## Work like a Pro

## A clean motor

The new motor is electrically driven. Hence it doesn't produce any more particles which can get back in the air. This means no more pollution and a safe and clean environment for everyone.

## Longer lifespan

The product life is greatly enhanced as there are fewer moving parts in the motor. Moreover, the motor is made of plastic (as opposed to metal), improving water resistance. The new motors have a lifespan of approximately 1.200 hours.



14

## Brushless motor

Simply better



## High and low suction power

From now on, it's possible to choose between high (80W) and low (60W) suction power. Low suction power is perfect for spaces that require less noise, such as hospitals and hotels. You can achieve the same cleanliness as with high suction power. Just move the i-mop a little more gradually over the floor. You also get 10-20% better battery life and also better protection from water.

# New features for the i-mop Pro

15



## Easy lift kit

### Give liquids some time

Sometimes detergents or disinfectants need some dwell time when you're cleaning the floor. And now you can easily give them that time. The lift kit makes it possible to lift the squeegee up with the flick of a switch. The new i-mop Pro models are easier to lift thanks to an improved design.

16



i-link®

## Easy access i-link and phone holder

### Easy does it

In the newest i-mop Pro models i-link has improved reception as it's placed in the neck of the machine. This also means it's easier for maintenance to reach. The neck of the machine also contains an i-pod dispenser, and a phone holder with USB-port, allowing cleaners to keep track of i-link, control a co-botic machine and even move to some tunes while playing their favorite music!

17



## New 9 Pro and 14 Pro Batteries

### Knowledge is power

The new editions of the 9 Pro and 14 Pro batteries contain a LED display that indicates the battery level. Just one glance and you know if it's time to charge the battery. This means no more lost time checking battery levels and a flawless cleaning routine. And even more time is won. From now on, the locking clip on the backside can be replaced. This wasn't possible in former models. The batteries are retrofittable.

### About i-link

i-link is the new cloud-based management platform for your cleaning equipment. New i-mop Pros have small transmitters located inside them, already integrated with the i-link cloud. These transmitters will send usage information, battery levels, and even the location of the machines to the i-link cloud every day. It's also possible to set rules for notifications (e.g. reminders for maintenance after X hours of use) and to troubleshoot an issue with the machine to your i-partner.

18



### Easy click squeegee

#### A farewell to screwing it

It's easier than ever before to replace the squeegee and its rubbers. No more tools needed. You release the squeegee by the press of a button and the rubber can be removed with a gentle pull. Placing the squeegee and rubber back is also a piece of cake. Push the rubber on the knobs and click the squeegee back. You're done in less than 1 minute. The new squeegee can be retrofitted to older models. No need to change the rubber, it still fits.

19



### Easy click splash guards

#### Say goodbye to splashing

With the new easy click splash guard system, you get two new features. First, the splash guards have been redesigned to surround more of the brush while providing an angle to avoid bristles getting caught in the rubber. Second, you simply need to click them on to attach them. No tools required.

20



### Easy click Squeegee wheels

#### Get a move on

Enjoy more ease of movement and improved scrubbing results thanks to the new swivel wheels. The wheels can easily be changed by a click-and-go system. The changeable wheels are available in a rubber (standard) or metal edition. The metal wheels are made of stainless steel - the perfect choice for usage in greasy spaces such as quick service restaurants or environments with chloride such as pools.

#### Worth the weight

The squeegee weight is increased, which results in more pressure on the i-mop machine. This improves overall suction, leaving the floors even dryer than before.



Choose your i-mop







### **FASTER**

The i-mop is up to 30% faster than a conventional auto-scrubber. Because of its maneuverability and ability to clean underneath obstacles the i-mop can be used in any space, from open aisles to obstructed kitchens and restrooms, and everywhere in between. Intuitive one-hand turns make the job as easy as can be.



### **CLEANER**

The i-mop is smaller and much lighter than a walk-behind auto scrubber, but the brushes rotate faster and deliver more cleaning power, allowing you to do a better cleaning job with much less effort. You can clean 10 times faster than with a mop and bucket and leave the floor cleaner, with no more effort than walking.



### **GREENER**

i-mop's Enhanced Fluid Control System makes every ounce of chemical, and every drop of water count, reducing environmental impact by over 75%. Despite using less water and chemicals, i-mop actually gets floors cleaner thanks to its superior mechanical scrubbing action.



### **SAFER**

The i-mop's advanced suction technology extracts virtually all the cleaning solution, water, and possible other liquids. This means the floors are safe to walk on almost immediately. The tank can be emptied without exposure to splashing and is even enhanced to avoid bacteria from sticking to the surface.



### **...and BETTER for everyone!**

By combining autonomous cleaning with the trained human eye, i-mop makes the job easier for the operator without the excessive manual labour. At the same time, the building manager can establish more efficient cleaning procedures, while the building visitors experience a cleaner and healthier environment.



Choose  
your i-mop  
**Find your  
perfect match**





## The i-mop family

# Find your perfect match

The revolutionary i-mop changes the cleaning world forever. From now on, you can easily clean with the power of an auto scrubber and the agility of a flat mop. But **not every space is the same**. That's why we designed a whole i-mop family with a perfect match for every cleaning job. Discover which i-mop is the one for you.

## How to choose your i-mop

### 01 Spaces

What space are you going to clean? Large, medium, small or mixed areas? Do they have a lot of obstructions? Do you have to take them up the stairs?

### 02 Coating

Are you cleaning greasy, chloride or salty areas?

### 03 Battery life

Consider how long you are using your i-mop per day. How long does the battery last and how long does it take to charge them?

### 04 Floor types

What type of floor needs to be cleaned with the i-mop? Complete your i-mop with the right brushes, pads and squeegees.

# 01 Spaces

## Which i-mop is the one for you?

### When size does matter

i-mop turns 360° on the spot. This means you can easily clean under counters, restroom fixtures, in tight spaces, around obstacles and right to the edges of baseboards and store fixtures. Thanks to its relatively small size and unparalleled manoeuvrability, you can use i-mop both in obstructed spaces and in high traffic areas that require interim cleaning.

i-mop **Lite**i-mop **XL**i-mop **XXL**

	i-mop <b>Lite</b>	i-mop <b>XL</b>	i-mop <b>XXL</b>
<b>Theoretical performance</b>	1400 m <sup>2</sup> per hour	1800 m <sup>2</sup> per hour	2300m <sup>2</sup> per hour
<b>Practical performance</b>	700-1000m <sup>2</sup> per hour	1000-1300m <sup>2</sup> per hour	1200-1800m <sup>2</sup> per hour
<b>Types of spaces</b>	<ul style="list-style-type: none"> <li>→ Spaces with multiple levels</li> <li>→ Route cleaning</li> <li>→ Multiple locations</li> <li>→ Small obstructed spaces</li> </ul>	<ul style="list-style-type: none"> <li>→ Large obstructed spaces</li> </ul>	<ul style="list-style-type: none"> <li>→ Large open spaces</li> <li>→ Long aisles</li> </ul>
<b>Weight</b> without battery & water	11.5 kg	18.5 kg	21 kg
<b>Weight</b> with battery & water	13 kg	22.5 kg	32 kg

#### What's the difference between theoretical and practical performance?

The theoretical performance shows the surface the i-mop could cover in completely unobstructed spaces. But as rooms usually aren't completely unobstructed, the practical performance shows the average surface that you could clean in (partially) obstructed spaces.





Clean more detailed areas

## Which i-mop is the one for you?

### We're going places

Being 50% lighter than the i-mop XL, the imop Lite is the smallest and lightest version in the i-mop family (11.5kg). Its unparalleled manoeuvrability and portability make it perfect for mobility cleaning. You can easily transport the imop Lite to multiple locations. No problem taking it up steps, on escalators or from building to building in a standard vehicle.





Clean big spaces  
with one easy ride

## Quickly clean large, medium and small areas

### A great duo

The key feature of the i-drive is its smart design to carry an imop Lite on its back, allowing the operator to exit the vehicle and clean more detailed areas. Because of its small turning radius, the i-drive can turn in narrow aisles. You can also fill, refill and empty the imop Lite easily. Get fresh water from the i-drive, or empty the imop Lite recovery tank into the i-drive to keep your cleaning going.







## 02 Coating

Which i-mop is the one for you?

### Protective coating

There are three sorts of environments where the use of the **i-mop Lite Pro, i-mop XL Pro or XXL Pro** is advised. Chloride or salt are a unique challenge due to corrosion. So make sure to use the i-mop Pro in these environments:

-  Greasy areas (grease)
-  Pool areas (chloride)
-  Beach areas (salt)
-  Petrol stations (petrol)
-  Food industry (heavy salt)





## 03 Battery life

Which i-mop is the one for you?

### Battery powered freedom

Freedom of movement is essential in the cleaning world. That's why we said farewell to cords. The same i-batteries and i-chargers can be used with multiple components. We call this battery-powered freedom. Every i-mop has its own running time, depending on the battery.

i-charge 9 with the  
i-power 14 Pro



RUNTIME*	i-power <b>9 / 9 pro</b>	i-power <b>12 lite</b>	i-power <b>14 / 14 pro</b>	i-power <b>20 / 20C</b>
<b>i-mop XXL</b>	50-60 minutes	-	60-70 minutes	97 minutes
<b>i-mop XL</b>	60-70 minutes	-	90-100 minutes	123 minutes
<b>imop Lite</b>	-	45 minutes	-	-

CHARGE TIME	i-power <b>9 / 9 pro</b>	i-power <b>12</b>	i-power <b>14 / 14 pro</b>	i-power <b>20 / 20C</b>
<b>i-charge 2</b>	4~5 hours	-	5~6 hours	7~8 hours
<b>i-charge 9</b>	60~70 minutes	-	90~100 minutes	120~130 minutes
<b>i-charge imop Lite</b>	-	6 hours	-	-

\* Based on runtimes on smooth flooring

\* Pro machines get an increase of 10-20% on battery time due to the new brushless motor system.

#### Want to work 24/7?

With multiple batteries and a (fast) charger, you can keep working around the clock. Discover the best batteries and charger for your needs.

# 04 Floor types

## Which brush is the one for you? **Let's take the floor**

The i-mop is a heavy-duty scrubber for hard floors with exceptional cleaning power for grouted surfaces and a special setting for moisture-sensitive surfaces such as wooden and computer flooring. With the extensive range of brushes, pads and other accessories you can handle a wide variety of soil types, floor types and cleaning applications.

### Brushes



**Soft brush**

Meant for light duty cleaning. Use on timber and delicate floors.

**Natural hair brush**

Used for rubber floors, cork floors and timber sports halls.

**Medium brush**

Used for everyday scrubbing and cleaning. The **standard** brush supplied with i-mop.

**Hard brush**

Great for use with deep cleaning including grout lines.

**Low density medium brush**

This brush is used on sensitive surfaces.

**Low density hard brush**

This brush is used on sensitive surfaces.

### Regular pads (from least to most aggressive cleaning)



**White**

Light buffing & polishing

**Red**

Regular buffing and cleaning pad

**Blue**

Heavy cleaning pad, dull or unsealed floors

**Green**

Aggressive scrubbing pad, unsealed floors. Gloss.

**Black**

Very aggressive scrubbing and stripping

**Melamine**

Designed to create a suction effect to lift soil and grease from microporous flooring. Use on tile, stone, wood, vinyl and more to restore flooring to its original color and texture with water only.

### Twister pads (only available for i-mop XL & XXL)



**Green**

Daily cleaning on stone, concrete, ceramic, vinyl, timber, rubber floors

**Orange**















Non-homogenous ceramic tiles and renovation of Terrazzo, stone and concrete floors








































































### pad driver



Use in combination with all our pads

## 04 - Floor types

	Description		Sell Unit	i-mop XL art. code	i-mop XXL art. code	imop Lite art. code
Brushes/ Pad drives	Soft brush		Set/2	S.72.0092.70	S.72.1092.70	S.115.1054.70
	Natural hair brush		Set/2	S.72.0342.797	S.72.1342.797	S.115.1054.592
	Medium brush		Set/2	S.72.0092.797	S.72.1092.797	S.115.1054.797
	Hard brush		Set/2	S.72.0092.1	S.72.1092.1	S.115.1054.1
	Low Density brush (M)		Set/2	S.72.0391.797	S.72.1391.797	
	Low Density brush (H)		Set/2	S.72.0391.1	S.72.1391.1	
	Pad Drivers		Set/2	S.72.0214.797	S.72.1214.797	S.115.1056.797
Regular pads	White pad		Set/2	72.0213.2	72.1213.2	115.1057.2
	Red pad		Set/2	72.0213.1	72.1213.1	115.1057.1
	Blue pad		Set/2	72.0213.79	72.1213.79	115.1057.79
	Green pad		Set/2	72.0213.64	72.1213.64	115.1057.64
	Black pad		Set/2	72.0213.0	72.1213.1	115.1057.0
Twister Pads (only i-mop XL & XXL)	Green Twister pad		Set/2	72.0216.64	72.1216.64	115.1060.64
	Orange Twister pad		Set/2	72.0216.4	72.1216.4	-

	Buffing	Cleaning	Deep Cleaning	Stripping
Concrete, rough		 		
Concrete, polished		 	 	
Marble/Terrazzo, dull, unprotected		 	 	
Marble/Terrazzo, shiny, unprotected		 	 	
Marble/Terrazzo, shiny, polished		 	 	
Granite, rough or non-shiny		 	 	
Granite, shiny		 	 	
Vinyl, protected by floor manufacturer		 	 	
Vinyl, protected by user		 	 	
Vinyl, unprotected		 	 	
Rubber		 	 	
Linoleum		 	 	
Wood		 	 	
Ceramic/Porcelain Tile - Matt Finish		 	 	
Ceramic/Porcelain Tile - Gloss Finish		 		
Sports Floors		 	 	

These recommendations are general in nature. Always check specific flooring manufacturer recommendations to determine suitable brushes and pads for your floor.



# Common parts

## Squeegees



**Standard use Linatex Squeegee Rubbers**  
High quality standard squeegee rubbers. Durable and chemical resistant. **Comes standard with all models.**



**For light oily/greasy environments**  
Oil resistant squeegee rubbers. Specially designed for longer life in very oily environments.



**For extreme oily/greasy environments**  
Primothane squeegee rubbers. Ultimate high performance squeegee rubber. Highly durable. Oil & chemical resistant.

## Castor wheels



**Castor wheels**  
Regular castor wheels for smooth floors.



**Stainless Steel castors**  
Heavy duty wheels designed for longer life on very rough floors. Suits i-mop XL & XXL.

## Easy lift kit



**Flip down lift wheel**  
Designed to lift the squeegee off the ground. Designed for deep scrubbing and stripping.

SPECIAL CONDITIONS	Normal	Lightly greasy	Extremely greasy	Rough floors
<b>Squeegee Linatex</b>	x			
<b>Primothane squeegee</b>		x	x	x
<b>Castor wheels regular</b>	x	x		
<b>Castor wheels stainless steel</b>			x	x
<b>Swivel wheels</b>			x	x
<b>Fixed wheels</b>	x	x		



LINATEX®

LINATEX®

PRIMOthane®

PRIMOthane®

## Easy Click squeegee

Replacing the squeegee  
**has become clicking easy!**

Instead of unscrewing and tightening 6 screws, replacing a squeegee has become a matter of clicking.

This 15 minutes chore from now on only takes you 1 minute. That time saving is quickly earned!



1

click



2

change



1 min.

It's about happy  
& healthy people

# Detergent

## Upgrade your i-mop for ultimate efficiency

If there's a better way to do it, we find it. The i-dose Kit for the i-mop XL and XXL is the result of our never-ending desire to innovate.

Say farewell to standard cleaning detergents and the inefficiency of walking back and forth for refills. The i-dose cleaning pods are here to revolutionize your cleaning.

## Perfect dosing. Everytime.





## Innovative cleaning solutions

The ultra-concentrated formula of the i-dose\* range is developed at HYGENIQ, based in Enschede, the Netherlands. HYGENIQ is the leader in sustainable and cradle-to-cradle approved cleaning solutions. **The production process and the detergent are both eco-friendly.**



### **ID.5 Dina Might Daily Floor Cleaner**

Mild but effective daily use hard floor cleaner. Dislodges soils commonly found on most floor surfaces without leaving residue that can promote resoilage or create slippery conditions.



### **ID.3 Super Sanitary Floor Cleaner**

Safe and mildly acidic cleaner. Suitable for most hard floor substrates and grout, especially designed to remove organic soils, soap scum, calcium, limescale and other soils commonly found on restroom floors.



### **ID.7 Ultra Degreasing Floor Cleaner**

Degreasing floor cleaner. Suitable for all hard floor substrates. Especially effective in removing animal and vegetable-based grease from foodservice environments, and petroleum-based grease from automotive, industrial and retail environments.

## It's all in the mix

### **No shaking required**

The viscosity of the i-dose is the same as water. When the liquid drops it completely disperses in the tank.



\* All i-dose liquids are classified as non-hazardous goods and each one has safety data-sheets available in 12 different languages



## Technical specifications

	<b>i-mop XXL</b>	<b>i-mop XL</b>	<b>imop Lite</b>
Application	Indoor, hard surfaces	indoor, hard surfaces	indoor, hard surfaces
Theoretical performance	Up to 2300 m <sup>2</sup> per hour	Up to 1800 m <sup>2</sup> per hour	1400 m <sup>2</sup> per hour
Practical performance	1200 - 1800 m <sup>2</sup> per hour	1000 - 1300 m <sup>2</sup> per hour	700 - 1000 m <sup>2</sup> per hour
Brush speed	350 RPM	350 RPM	500 RPM
Brush pressure	32 kg	22,5 kg	13 kg
Operation width	62 cm	46 cm	37 cm
Size machine (l x w x h)	64,5 x 47 x 120 cm	47,5 x 44 x 120 cm	34 x 43 x 120 cm
Weight without batteries & water	21 kg	18.5 kg	11.5 kg
Clean water tank	5 L	4 L	3 L
Recovery clean tank	8 L	6 L	4 L
Material	PP, Aluminum alloy	PP, Aluminum alloy	PP, Aluminum alloy
Power source	2 i-power 20 batteries*	2 i-power 9 batteries or i-power 14*	i-power 12*
Battery spec	i-power 20: 24 V, 20 Ah	i-power 9: 24 V, 8.8 Ah i-power 14: 25.2 V, 14 Ah	i-power 12: 18 V, 12 Ah
Runtime	i-power 20: 110~130 minutes	i-power 9: 60~70 minutes i-power 14: 90~100 minutes	i-power 12: 45 minutes
Charger type	Off-board*	Off-board*	Off-board*
Charger	110-240 V, 50/60 Hz	110-240 V, 50/60 Hz	110-240 V, 50/60 Hz

\* Batteries and charger can be ordered separately.

# Seeing is believing

Schedule a demonstration today  
and discover how i-team can  
revolutionize your cleaning operation.  
We promise you'll be amazed.

## i-team Global HQ

Hoppenkuil 27B  
5626 DD Eindhoven  
The Netherlands

hello@[i-teamglobal.com](mailto:hello@i-teamglobal.com)  
+31 (0)40 266 24 00



[i-teamglobal.com](http://i-teamglobal.com)

---

INQUIRE. INNOVATE. INSPIRE