

When dosing concentrate chemicals always use the recommended PPE, and always read the labels to check best practice for handling both the undiluted & ready to use solutions.

Product Usage Guide

Professional

BA037-5

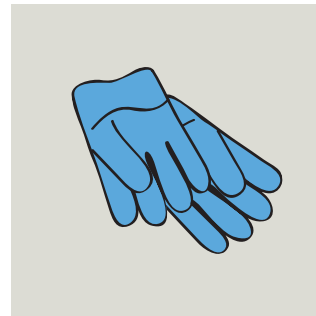


Health & Safety

Please refer to relevant COSHH Safety Data Sheet



Scan for further product details




1 Use appropriate PPE as indicated in the Safety Data Sheet.



2 Place Safety Signs.



3 Use undiluted. Pour into trigger bottle.



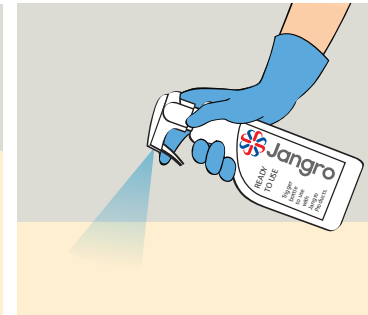
4 Spray the offending material to help neutralise the immediate odour.



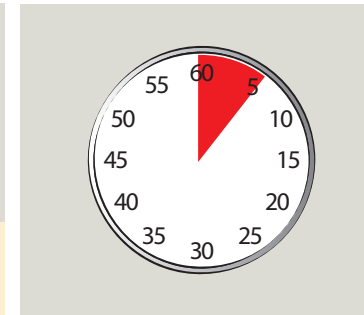
5 Remove as much solid by dustpan and brush.



6 Blot urine/liquids with white paper towel.



7 Re-spray surface liberally.



8 Allow to overcome both malodour and its cause.



9 Remove Safety Signs.