

Dishwasher Tablets 5 in 1



Jangro

Product Usage Guide

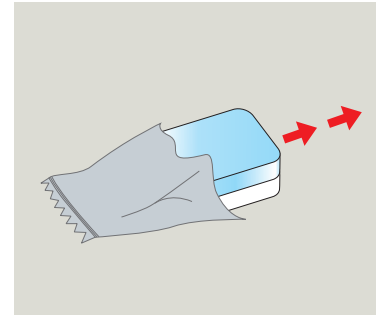
Professional



BB103



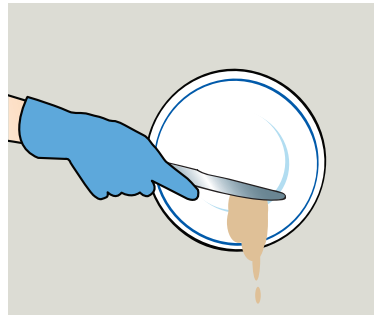
1 Use appropriate PPE as indicated in the Safety Data Sheets.



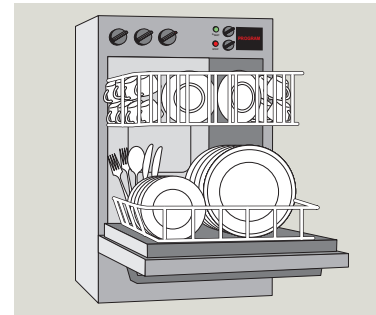
2 Remove the tablet from the plastic wrapping.



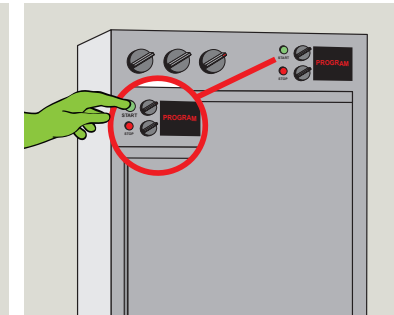
3 Place 1 tablet into dishwasher.



4 Remove any large food deposits.



5 Fill machine with crockery/cutlery to be cleaned.



6 Select program and press start.

Health & Safety

Please refer to the Safety Data Sheets



Scan for further product details