

Enviro H6 General All Purpose Cleaner



When dosing concentrate chemicals always use the recommended PPE, and always read the labels to check best practice for handling both the undiluted & ready to use solutions.

Product Usage Guide

enviro



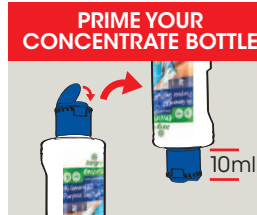
BB457-1



General



1 Use appropriate PPE as indicated in the Safety Data Sheet and place Safety Signs.




2 Close cap, invert the bottle for a few seconds. Turn the bottle upright & dosing cap is primed with 10ml of solution.



3 Add 2 x 10ml from dosing cap to 5 litres of warm water.



4 Wipe or mop surface.



5 Allow to air dry.



6 Remove Safety Signs.

Disinfecting Hard Surfaces

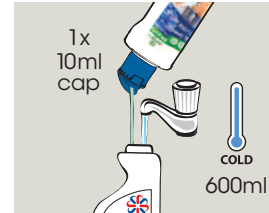
To kill bacteria
EN1276 & EN16615.
1 minute
contact time.



1 Use appropriate PPE as indicated in the Safety Data Sheet and place Safety Signs.



2 Close cap, invert the bottle for a few seconds. Turn the bottle upright & dosing cap is primed with 10ml of solution.



3 Add 1 x 10ml from dosing cap to 600ml cold water in a trigger bottle.



4 Gently shake to mix.



5 Spray surface, leave for 1 minute contact time. Wipe with a single use cloth.



6 Remove Safety Signs.

Disinfecting Hard Surfaces

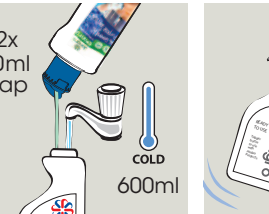
To kill enveloped
viruses e.g.
Coronaviruses.
EN14476.
5 minute
contact time.



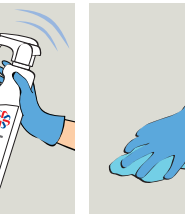
1 Use appropriate PPE as indicated in the Safety Data Sheet and place Safety Signs.



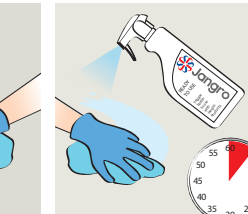
2 Close cap, invert the bottle for a few seconds. Turn the bottle upright & dosing cap is primed with 10ml of solution.



3 Add 2 x 10ml from dosing cap to 600ml cold water in a trigger bottle.



4 Gently shake to mix.



5 Clean surface before disinfection.



6 Spray surface, leave for 5 minutes contact time. Wipe with a single use cloth.

Health & Safety

Please refer to relevant
COSHH Safety Data Sheet



Scan for further product details

www.jangro.net